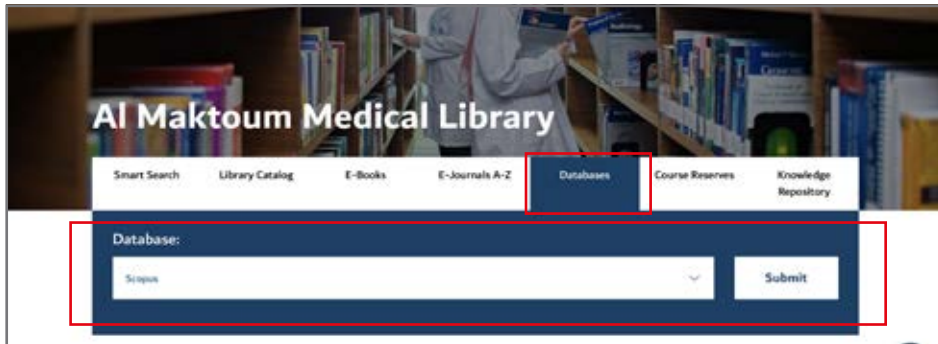




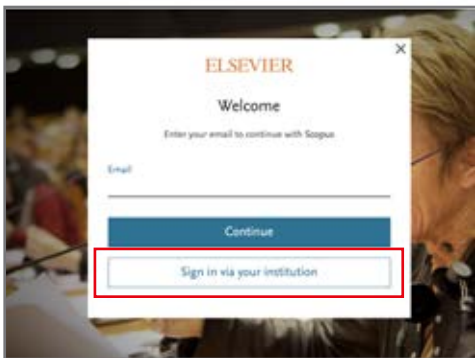
QUICK GUIDE

How to access Elsevier Scopus

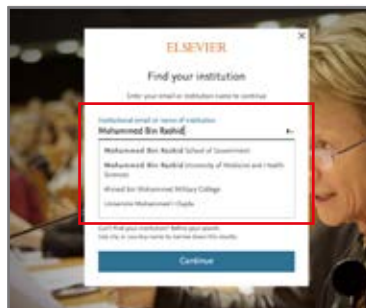


- 1 Go to the Library's website mbru.ac.ae/library
- 2 Click on "Databases" select "Scopus" from the dropdown menu.
- 3 Click on "Sign in"

- 4 Click on "Sign in via your institution"



- 5 Search for "Mohammed Bin Rashid University of Medicine and Health Sciences"



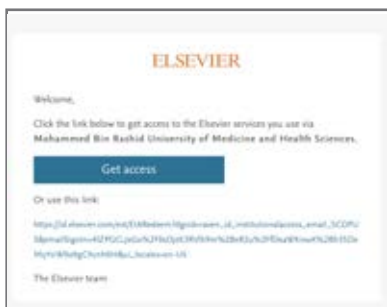
- 6 Enter your university email eg; firstname.lastname@mbru.ac.ae

Click on **Continue**, you will receive an email to verify and link to access Scopus



- 7 Check your email and click on "Get access" tab

You may be asked to complete registration if you do not have an account in Elsevier



The above mentioned steps need to be followed only once, after that you may continue accessing Scopus with Elsevier credentials

For more information, contact the library at library@mbru.ac.ae



جامعة محمد بن راشد
للطب والعلوم الصحية
MOHAMMED BIN RASHID UNIVERSITY
OF MEDICINE AND HEALTH SCIENCES