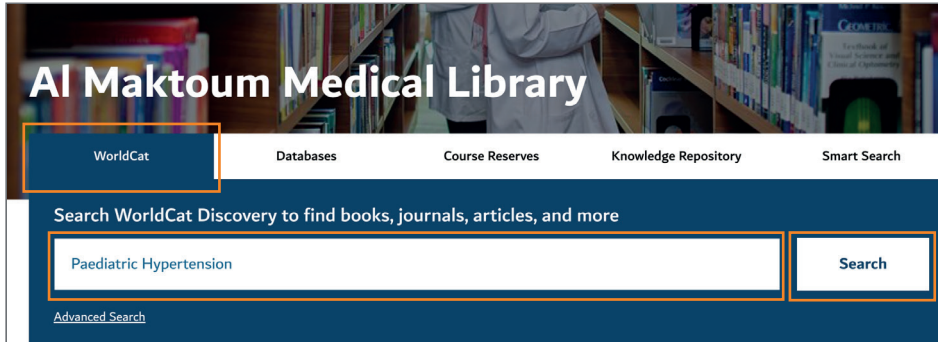




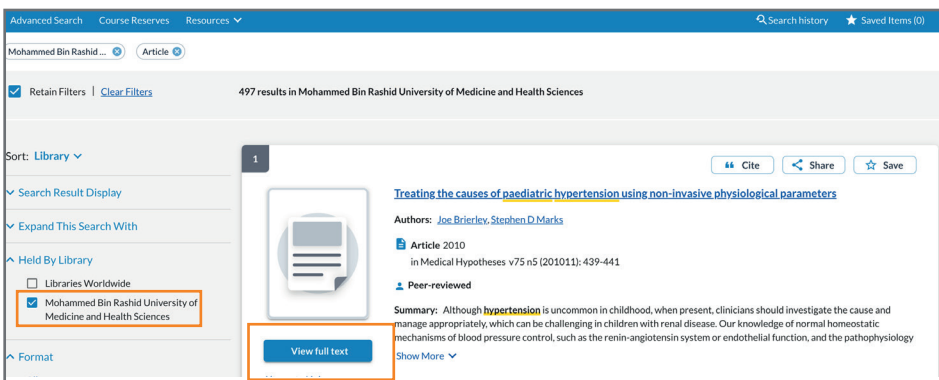
# QUICK GUIDE

## How to access library e-resources remotely

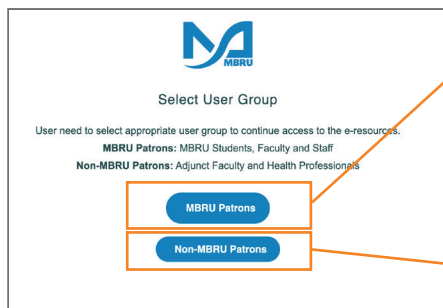


- 1 Go to the Library's website [mbru.ac.ae/library](http://mbru.ac.ae/library)
- 2 Click on "WorldCat" enter keyword, title or author
- 3 Click on "Search"

### 4 Limit your search to MBRU, click on "View Full Text"



### 5 Find your search results



#### Option 1

If you are a full time MBRU faculty or student or staff having MBRU email then select "MBRU Patrons" tab and login using university email and password.

For example;

**Username:** (firstname.lastname@mbru.ac.ae)

**Password:** (your MBRU email password)

#### Option 2

If you are an adjunct faculty or not having MBRU email then select " Non-MBRU Patrons" tab and login with your registered email and password.

For example;

**Username:** johnsmith@gmail.com (your email provided for the library registration)

**Password:** (your password)

If you do not remember your password, you may click on "**SET/RESET PASSWORD**" option to reset your password

### 6 View Full Text

